Multiple District 331

As of October 2026 Cumulative

Year	New Clubs	Dropped Clubs	Gain/ Loss Clubs	New Members	Charter Members	Reinstate Members	Transfer Members	Total Member Added	Total Members Dropped	Gain/ Loss Members
2022-2023	3	5	-2	468	91	6	8	573	623	-50
2023-2024	1	5	-4	503	22	5	13	543	694	-151
2024-2025	0	6	-6	422	4	20	36	482	711	-229
2025-2026	1	10	-9	444	25	12	35	516	683	-167
2026-2027	0	1	-1	169	0	11	9	189	122	67
Average	**1**	**5**	**-4**	**401**	**28**	**11**	**20**	**461**	**567**	**-106**

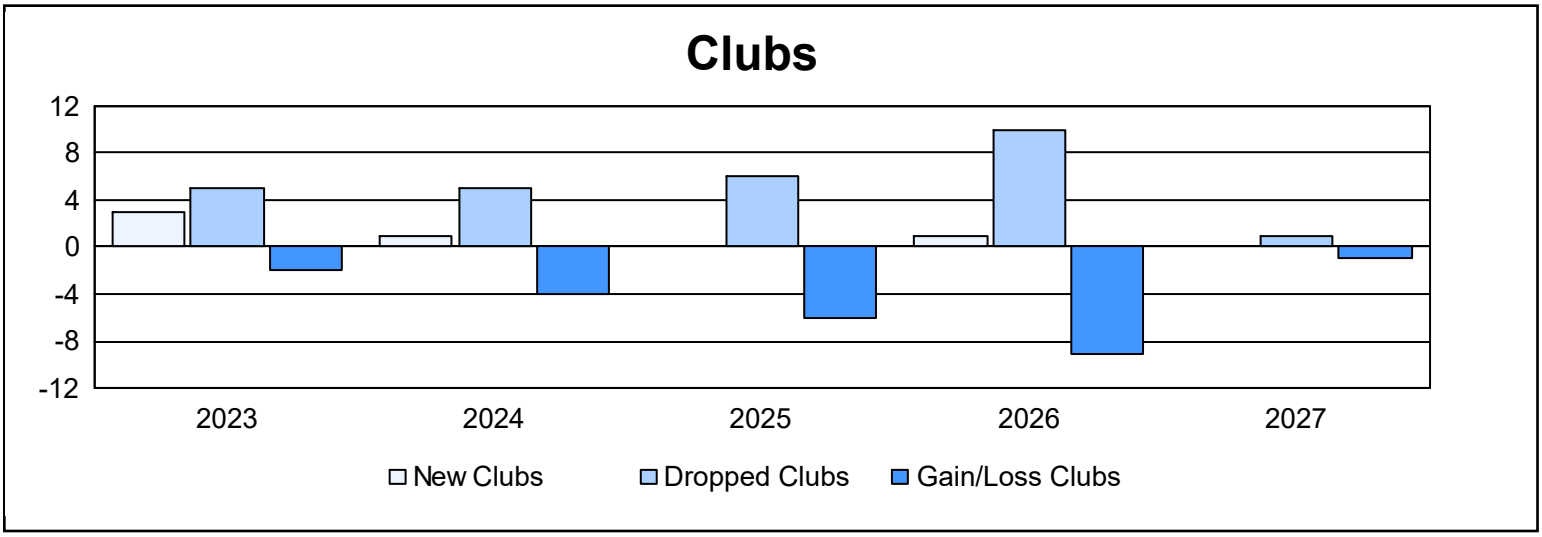

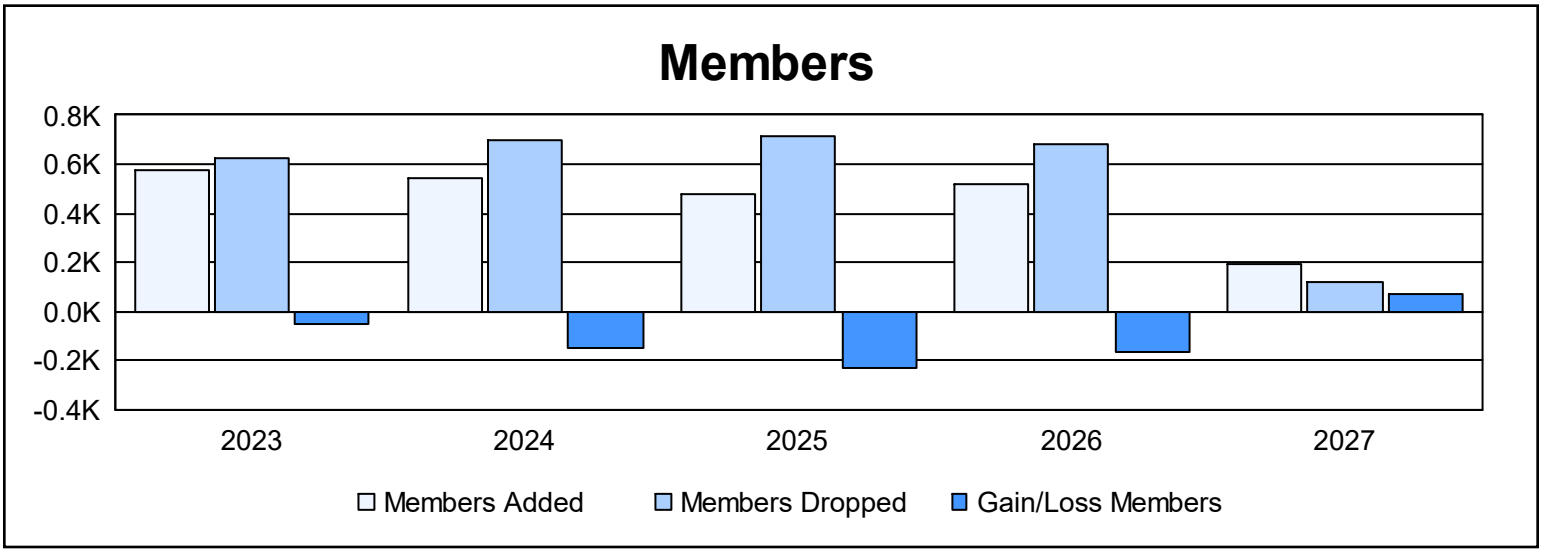

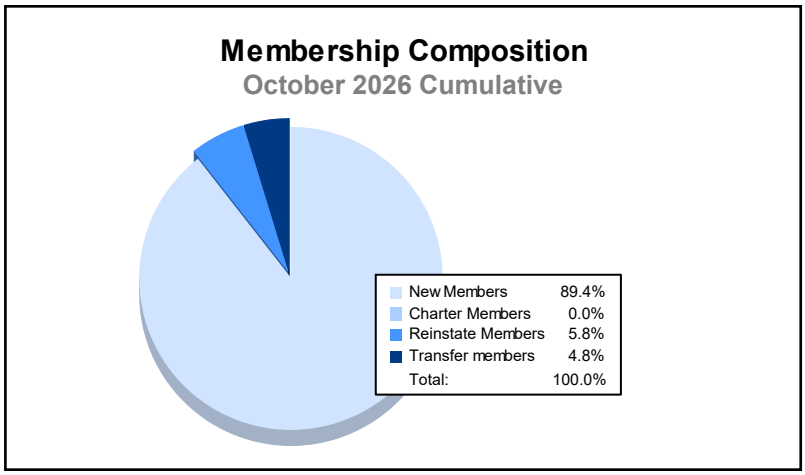
Membership Composition
October 2026 Cumulative
New Members 89.4%
Charter Members 0.0%
Reinstate Members 5.8%
Transfer members 4.8%
Total: 100.0%

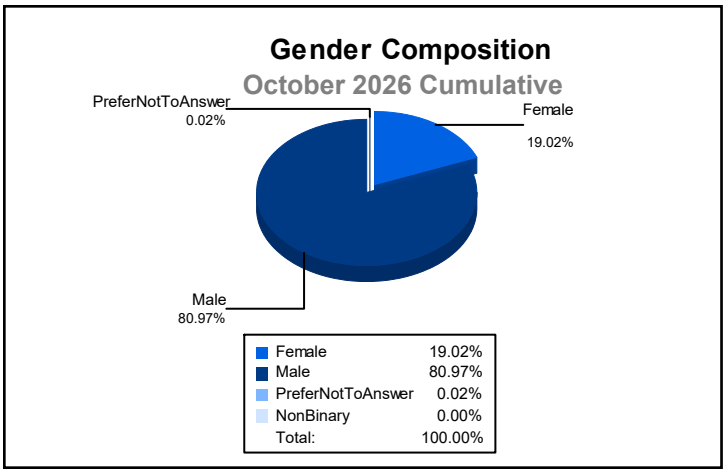
Gender Composition
October 2026 Cumulative
PreferNotToAnswer
0.02%
Female
19.02%
Male
80.97%
Female 19.02%
Male 80.97%
PreferNotToAnswer 0.02%
NonBinary 0.00%
Total: 100.00%